


# THE LEADERS IN BACKFLOW TECHNOLOGY



## MODEL 007

DOUBLE CHECK VALVE

- 15mm-50mm
- Single Access Cover
- Replaceable Seats
- Bronze Body Construction
- Comply to AS2845.1 ASSE
- 0.5°C to 82°C



## MODEL 009

REDUCED PRESSURE ZONE DEVICE


- 15mm-50mm
- Single Access Cover
- Replaceable Seats
- Bronze Construction
- Comply to AS2845.1 ASSE
- 0.5°C to 82°C



## MODEL 2000 SSF

DOUBLE CHECK  
DETECTOR ASSEMBLY

- Stainless Steel Construction
- Lightweight
- Short End To End Dimensions
- Used on fine lines to detect water usage



## MODEL 4000SS

REDUCED PRESSURE ZONE DEVICE

- 65mm-300mm
- Stainless Steel Construction
- Lightweight
- Short End to End Dimensions
- Comply to AS2845.1 ASSE
- 0.5°C to 43°C



## MODEL 007/709

DOUBLE CHECK VALVE

- 65mm - 250mm
- Cast iron construction
- Epoxy Coated
- Comply to AS2845.1 ASSE
- 0.5°C to 43°C constant
- 60°C Intermittent



## MODEL 009/909

REDUCED PRESSURE ZONE  
DEVICE

- 65mm-250mm
- Cast Iron Construction
- Epoxy Coated
- Comply to AS2845.1 ASSE
- 0.5°C to 43°C constant
- 60°C intermittent



## MODEL 2000SS

DOUBLE CHECK VALVE


- 65mm-300mm
- Lowest Recorded Head Loss
- Stainless Steel Construction
- Lightweight
- Short End To End Dimensions
- Comply to AS2845.1 ASSE
- 0.5°C to 43°C



## MODEL 909

REDUCED PRESSURE ZONE DEVICE

- 20mm - 50mm
- Bronze Construction
- Comply to AS2845.1 ASSE
- Suitable for Vertical or Horizontal Installation
- 0.5°C to 60°C continuous, 82°C intermittent
- 909HW 0.5°C to 99°C



## COLT 200 SERIES

DOUBLE CHECK VALVE

- Closest Competitor is more than 360% Heavier
- Extremely Compact Design
- Entire Valve Body and Closure Sleeve Manufactured from 300 Series Stainless Steel
- 0.5°C to 43°C



Also available as detector check

## COLT 400 SERIES

REDUCED PRESSURE ZONE DEVICE

- Closest Competitor is more than 200% Heavier
- Most Compact Design in the Industry
- Entire Valve Body And Closure Sleeve Manufactured From 300 Series Stainless Steel
- 0.5°C to 43°C



## WATTS BACKFLOW CAGE

- Easy Shipping
- Fully Collapsible
- Easy Assembly
- Rugged Steel Construction
- Fully Galvanised
- Available in Two Sizes
- Top Hinged for Easy Access



## HYDROFLOW BACKFLOW CAGE

- Protects Backflow From Extreme Weather.
- Has Sight/ Drainage Holes When Backflow Spills Water
- Easy To Assemble
- Vandal Resistant
- Top Entry Access



Auckland Ph: 09 415 6151

Christchurch Ph: 03 341 1048

Website: [www.hydroflow.co.nz](http://www.hydroflow.co.nz)

**Hydroflow**  
LEADING WITH KNOWLEDGE

	1000SS Single Detector Check Valve DN80 - DN250	Available with or without metered bypass	HAZARD RATING: LOW
	2000SS Double Check Valve DN80 - DN300	Two independent check valves manufactured from Stainless Steel.	HAZARD RATING: MEDIUM
	4000SS Reduced Pressure Principle Backflow Prevention Assembly DN80 - DN300	Two independent check valves with relief valve manufactured from Stainless Steel.	HAZARD RATING: HIGH
	007 Double Check Valve DN15 - DN50	Two independent check valves.	HAZARD RATING: LOW/MED
	009 Reduced Pressure Zone Device DN15 - DN50	Two independent check valves with relief valve.	HAZARD RATING: HIGH
	909 Reduced Pressure Zone Device DN20 - DN50	Two independent check valves with immediate relief valve.	HAZARD RATING: HIGH
	007/709 Double Check Valve DN65 - DN250	Two independent check valves.	HAZARD RATING: LOW/MED
	009/909 Reduced Pressure Zone Device DN65 - DN250	Two independent check valves with relief valve.	HAZARD RATING: HIGH
	2000SSF Double Check Detector Assembly DN65 - DN300	Two independent check valves with metered bypass. Designed for firelines.	HAZARD RATING: MEDIUM
	HTVB Hose Tap Vacuum Breaker	Hose connection vacuum breaker device.	HAZARD RATING: HIGH
	9D Dual check Valve with Atmospheric Port	Two independent check valves with atmospheric port.	HAZARD RATING: LOW
	No.7 Dual Check Valve DN15 - DN40	Two independent check valves (available with replacement checks).	HAZARD RATING: LOW
	288A Atmospheric Vacuum Breaker Device DN15 - DN50	Single float and disc with atmospheric port.	HAZARD RATING: HIGH
	800 Pressure Vacuum breaker Device DN15 - DN50	Spring loaded single disc with independent check valve.	HAZARD RATING: HIGH
	200 COLT 200 SERIES	Two independent check valves manufactured from Stainless Steel.	HAZARD RATING: LOW/MED
	400 COLT 400 SERIES	Two independent check valves with relief valve manufactured from Stainless Steel.	HAZARD RATING: HIGH
	Hydroflow Backflow Cage	Frost protection stainless steel backflow cage	n/a
	Watts Backflow Cage	Galvanised lockable cage	n/a